



REPORT TO THE SUPREME COURT OF
OHIO

FROM THE OHIO LEGAL ASSISTANCE
FOUNDATION

VOLUNTARY, ANONYMOUS PRO BONO
REPORTING FOR
CALENDAR YEAR 2014

June 30, 2015



**VOLUNTARY PRO BONO REPORTING FOR CALENDAR YEAR 2014
EXECUTIVE SUMMARY**

The reporting website was open from January 12 until March 31, 2015.

Number of emails with the link to the reporting website sent to attorneys on active registration status with the Supreme Court of Ohio: 43,689 41,244 (an increase of 6 percent over the number sent a year ago for 2013 reporting)

1,001 individual attorneys chose to report (prior year: 1,733)

64 representatives reported on behalf of 1,363 attorneys (prior year: 65 representatives reporting on behalf of 1,618 attorneys)

Overall total number of attorneys whose hours were reported = 2,364 (a decrease of 29 percent from prior year overall reporting).

Percent of attorneys on active registration choosing to report: 5

Individual reporting: decreased 42 percent.

Representative reporting: decreased 16 percent.

Percent of participating individual attorneys who provided pro bono legal services in 2014: 65 percent (six percent decrease)

Number of hours reported by individual attorneys: 53,401 hours (22 percent decrease)

Number of hours reported by representatives on behalf of attorneys working in firms, corporate law departments, governmental units, and the like: 27,496 (14 percent decrease)

Total number of hours reported: 80,897 (20 percent decrease)

Average number of pro bono hours by individual attorneys reporting pro bono legal services on their own behalf: 53.3 hours per attorney (12 percent decrease)

Average number of pro bono hours per attorney, as reported by representatives: 20.8 (20 percent increase)

Value of reported pro bono legal services, at \$135 per hour: \$10.9 million.



**VOLUNTARY PRO BONO REPORTING FOR CALENDAR YEAR 2014
EXECUTIVE SUMMARY**

Percent of participating individual attorneys reporting financial contributions to organizations providing legal services to persons of limited means: 27 (8 percent increase)

Average reported contribution for an individual attorney: \$563 (20 percent increase)

Percent of attorneys for whom representatives were reporting that also reported contributions to organizations providing legal services to persons of limited means: 67 (six percent decrease)

Average contribution reported by a representative, per attorney: \$175 (40 percent decrease)

Average contribution reported by a representative, per entity: \$7,466 (seven percent decrease)



REPORT TO THE SUPREME COURT OF OHIO
FROM THE OHIO LEGAL ASSISTANCE FOUNDATION

VOLUNTARY, ANONYMOUS PRO BONO REPORTING FOR
CALENDAR YEAR 2014

Introduction

In 2007, the Supreme Court of Ohio announced its Statement Regarding the Provision of Pro Bono Legal Services by Ohio Lawyers, in which it encouraged lawyers to engage in new or additional pro bono opportunities. The Court stated that to document those efforts it would, in conjunction with the Ohio Legal Assistance Foundation (the Foundation), “develop a means by which Ohio lawyers may report voluntarily and anonymously their pro bono activities and financial support for legal aid programs.”

In a media release issued with the Statement, Chief Justice Moyer said “...the Court has elected to call on Ohio attorneys to voluntarily report their pro bono representation and financial support for legal aid programs. The ranks of Ohio lawyers are filled with hard working professionals who take seriously their obligation to facilitate equal access to justice for all.”

Working closely with Supreme Court administrative staff, the Foundation implemented the all-electronic reporting opportunity in January 2009 for any lawyer with an active Ohio registration and an email address on file with the Court. The reporting process allows attorneys to report pro bono activities and/or financial contributions to organizations that provide legal services to persons of limited means.

The process has been repeated each successive January to collect information from the prior calendar year. The complete results for Calendar Year 2014 are attached as Appendix 1.

At the conclusion of each annual pro bono reporting opportunity, the Foundation has compiled the results and delivered a narrative report of the results, with analysis, to the Supreme Court of Ohio.

In order that the Court may more quickly and conveniently review and understand the results, the Foundation is delivering the 2014 pro bono reporting data in tabular format.

Summary of Results for the First Seven Years of Voluntary Pro Bono Reporting (2008-2014)

Year	# of emails sent	# of attorneys reporting	% of attorneys reporting	# hours	avg/atty	\$ value at \$135/hr	average financial contribution
2008	35,000	4,269	12	123,038	49.3	\$16.6M	\$775
2009	37,616	2,515	7	96,508	56.6	\$13M	\$464
2010*	38,599	5,543	14	139,641	25.2	\$18.8M	\$223
2011*	35,022	2,955	8	76,679	33.4	\$10.3M	\$208
2012*	40,365	4,018	10	100,060	38.7	\$13.5M	\$369
2013*	41,244	3,351	8	100,964	30.1	\$13.6M	\$253
2014*	43,689	2,193	5	80,897	36.8	\$10.9M	\$316

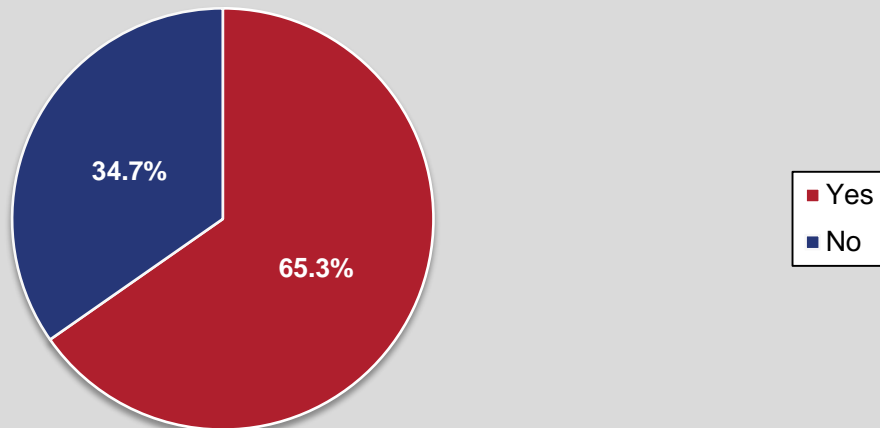
* Individual and representative results combined

The Number of Attorneys Participating in 2014 Voluntary Pro Bono Reporting

	2014	2013	% change
Individual reporting	1,001	1,733	-42%
Representative reporting	1,363	1,618	-16%

The Percentage of Attorneys Participating in Voluntary Pro Bono Reporting Who Provided Pro Bono Legal Services in 2014

Did you provide hours of "pro bono legal services" in the state of Ohio during calendar year 2014?





The Number of Hours of Pro Bono Legal Services Provided in 2014 by Attorneys Participating in Voluntary Pro Bono Reporting, Compared With Prior Year

	2014	2013	% change
Individuals	53,401	68,864	-22%
Representatives	27,496	32,100	-14%
TOTAL	80,897	100,964	-20%

Average Number of Hours of Pro Bono Legal Services per Attorney Participating in Voluntary Pro Bono Reporting

	2014	2013	Change
Individuals	53.3	60.7	-12%
Representatives	20.8	19.8	+20%
Overall Average	37.5	36.7	+2.1%

The Economic Value of Pro Bono Legal Services

	2014	2013
Value of Reported Hours @ \$135	\$10.9M	\$13.6M
Equivalent # of Legal Aid Lawyers @ \$100,000 annual cost	109	136
Value of Reported Pro Bono Hours Pro Rata by Reported Billing Rates¹	\$11.9M	\$14.7M

¹ Value calculated using percentages reported in answer to question 21(C), page 27 of the Summary attached as Appendix 1, and using midpoint of each hourly billing rate range. Percentage over \$400 was calculated using \$400 per hour.



Practice Areas in Which Pro Bono Legal Services Were Reported by Individual Attorneys²

Answer Options	Response Percent	Response Count
Bankruptcy and Consumer Law, including Collections	17.5%	107
Business/Corporate, including Non Profit Representation*	23.7%	145
Education Law	2.9%	18
Employment Law	13.7%	84
Family Law, including Domestic Violence	28.8%	176
Property Law, including Foreclosure and Landlord/Tenant	24%	147
Seniors/Elder Law	17.6%	106
Tax Law	7.3%	43
Veterans	5%	31
Wills and Probate	26.8%	164
Other (please specify)	25%	153

Practice Areas in Which Pro Bono Legal Services Were Reported by Representatives

Answer Options	Response Percent	Response Count
Bankruptcy and Consumer Law, including Collections	43.5%	17
Business/Corporate, including Non Profit Representation*	43.5%	17
Education Law	7.7%	3
Employment Law	23.1%	9
Family Law, including Domestic Violence	30.8%	12
Property Law, including Foreclosure and Landlord/Tenant	36%	14
Seniors/Elder Law	25.6%	10
Tax Law	15.3%	6
Veterans	10.3%	4
Wills and Probate	41%	16
Other (please specify)	30.8%	12

* Service on a nonprofit board is not considered pro bono legal service unless the legal services are provided to the organization in lieu of paid counsel.

² Percentages in these two tables equal more than 100% as participants were asked to select all categories that applied.

“Other” Practice Areas Reported by Individual Attorneys and Representatives

Selected “Other” Practice Areas – Individual and Representative Reporting Combined	Percent of Total Reported “Other” Practice Areas
Criminal ³	12%
Immigration	10%
Social Security/ Social Security Disability	1%
Intellectual Property	13%

Regions of the State in Which Pro Bono Legal Services Were Rendered

Region	Individual Reporting	Representative Reporting	Combined	2013 Reporting, Combined
Central	22%	36.4%	29.2%	25.7%
Central northeast	9.9%	4.6%	7.3%	12.2%
Northeast	31.2%	29.5%	30.4%	28.2%
Northwest	11%	4.5%	7.7%	9%
Southeast	2.3%	0	1.1%	2.1%
Southwest	23.6%	25%	24.3%	22.8%

³ The reporting website page for practice areas cautions, “Pro bono legal services is providing civil legal assistance to persons of limited means and is not indigent criminal representation.”



Referral Sources for Pro Bono Cases or Matters⁴

Referral Source	Individual Reporting	Representative Reporting	Combined	2013 Reporting, Combined
Legal Aid	35.5%	52.6%	44%	35.2%
Bar Association	12.3%	39.5%	25.9%	20.3%
Pro Bono Program	9.5%	26.3%	17.9%	20%
Court or Court-Based Program	5.9%	34.2%	20%	16.3%
Another Attorney	16.4%	26.3%	21.3%	18%
Self-Referral ⁵	42.2%	39.5%	41.2%	48.4%
Other	19.7%	21%	20.3%	18.5%

Text Analysis of “Other” Referral Sources Reported by Individual Attorneys

Agency Phone Ohio Center Church Domestic Violence
 Referrals Volunteer Organization Counseling
 Nonprofit Community Legal Pro Bono Friend
 Religious Institution Clients Family Member Profit Hospital Local

Text Analysis of “Other” Referral Sources Reported by Representatives

Profit Organizations Referrals Legal Aid

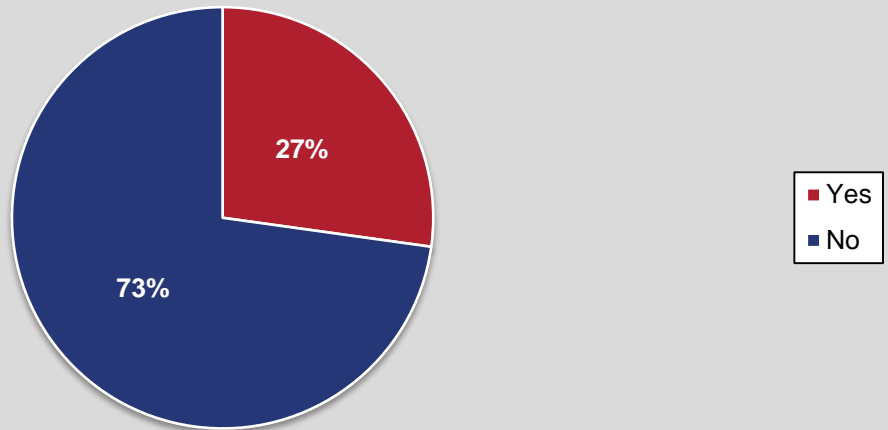
⁴ Percentages equal more than 100%; participants were asked to check all that applied.

⁵ Self-referral is defined on the reporting website as “My own client whom I agreed to represent pro bono at the START of the representation.”

Financial Contributions to Ohio Organizations Providing Legal Services to Persons of Limited Means

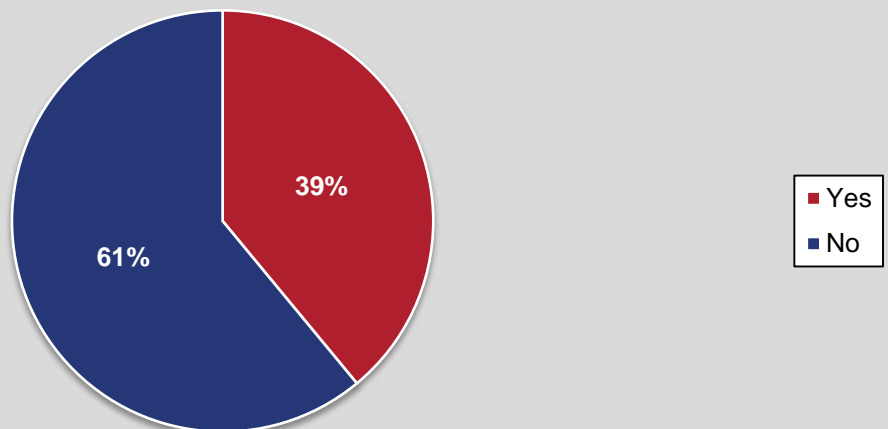
Individual Attorneys

For calendar year 2014, did you make any financial contributions to Ohio organizations that provide legal services to persons of limited means?



Representatives

For calendar year 2014, did members of your firm (or office/branch), company, department or agency for whom you are reporting make financial contributions to Ohio organizations that provide legal services to persons of limited means?





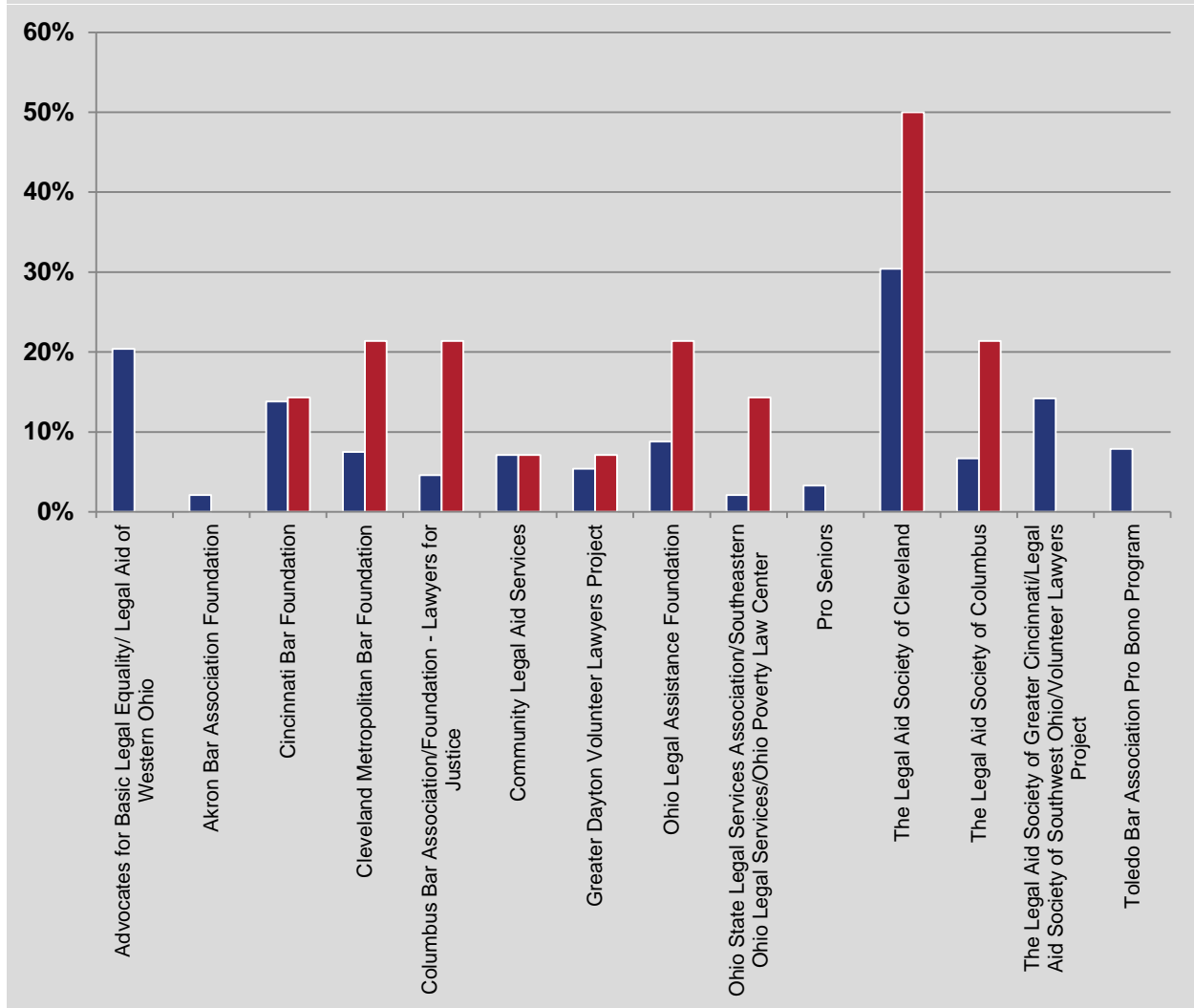
**Reported Financial Contributions to Ohio Organizations
Providing Legal Services to Persons of Limited Means**

	2014	2013	Percent Increase/Decrease
Individual Attorneys	\$149,255	\$173,532	-14%
Representative Reporting	\$119,450	\$207,000	-42%
Average Individual Contribution	\$446	\$426	+5%
Average Representative Reported Contribution	\$186	\$312	-40%
Overall Average Contribution	\$316	\$341	-7%
Range of Individual Attorney Contributions	\$0-\$25,000	\$0 - \$20,000	+25%
Range of Representative Reported Contributions	\$0-50,000	\$0-\$41,000	+22%
Most Frequently Reported Individual Contribution	\$100	\$100	0

Organizations Receiving Contributions Reported by Individual Attorneys & Organizations Receiving Contributions Reported by Representatives⁶

B) To which organization(s) that provide legal services to persons of limited means did you make a financial contribution during calendar year 2014?

B) To which organization(s) that provide legal services to persons of limited means did your firm (or office/branch), company, department, agency, or attorneys for whom you are reporting make a financial contribution during calendar year 2014?

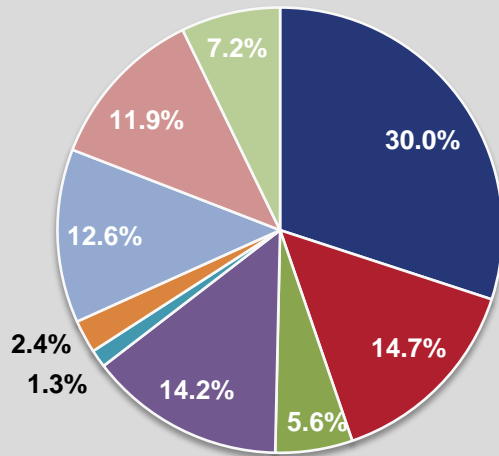


⁶ The Chronicle of Philanthropy found that Ohio ranked 32nd among the states in charitable giving for 2012. In Central Ohio, those earning \$25,000 or less annually gave a larger share of their income to charity than did those earning \$100,000 or more (7.2% compared to 2.4%).

<http://www.dispatch.com/content/stories/local/2014/10/06/Charitable-giving-dropped-in-central-Ohio.html>

Practice Settings Reported by Individuals

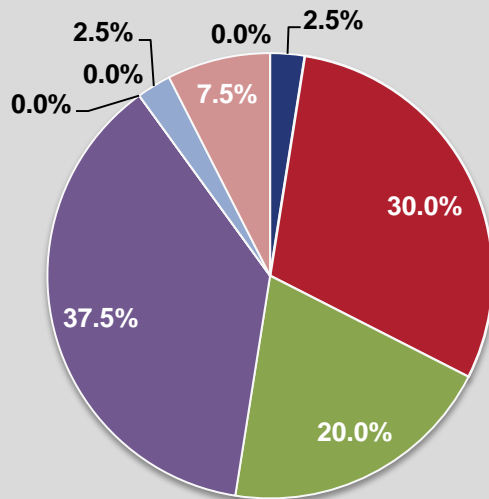
A) Do you work for/in a:



- Solo Practice
- Firm with 2-10 Full-Time Lawyers
- Firm with 11-25 Full-Time Lawyers
- Firm with over 25 Full-Time Lawyers
- Legal Services Related Organization
- Non-Profit Organization
- Government
- Corporate
- Other (please specify)

Practice Settings Reported by Representatives

A) Do you work for/in a:



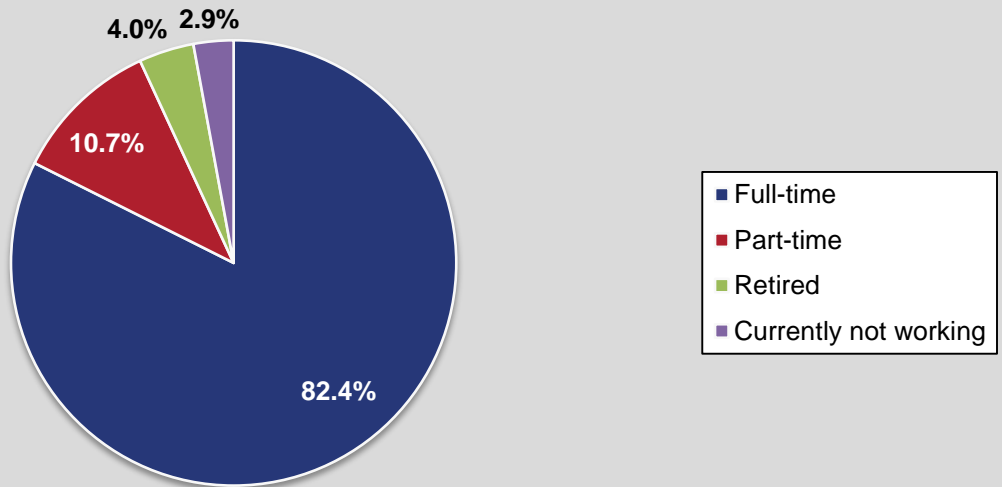
- Solo Practice
- Firm with 2-10 Full-Time Lawyers
- Firm with 11-25 Full-Time Lawyers
- Firm with over 25 Full-Time Lawyers
- Legal Services Related Organization
- Non-Profit Organization
- Government
- Corporate
- Other (please specify)

Text Analysis of “Other” Practice Settings Reported by Individual Attorneys

Corporation Job Unemployed Non-legal Firm
Education Not Practicing Not
Currently Retired Insurance Law Capacity
Legal University Government

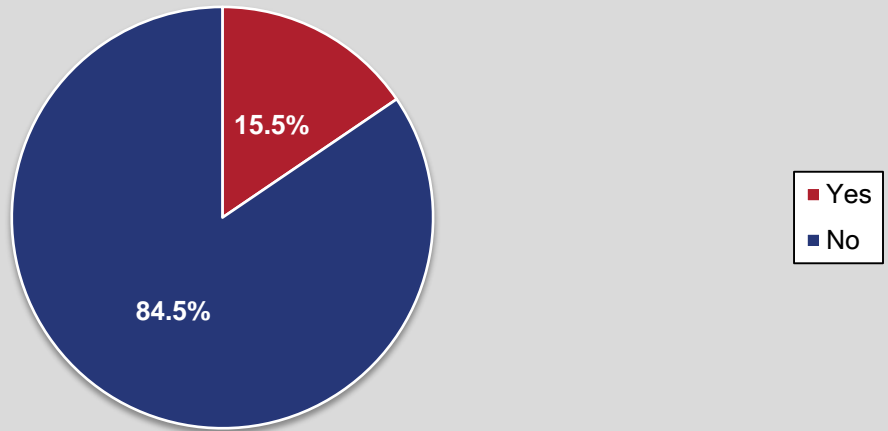
Work Status – Individual Attorneys

D) Work Status?



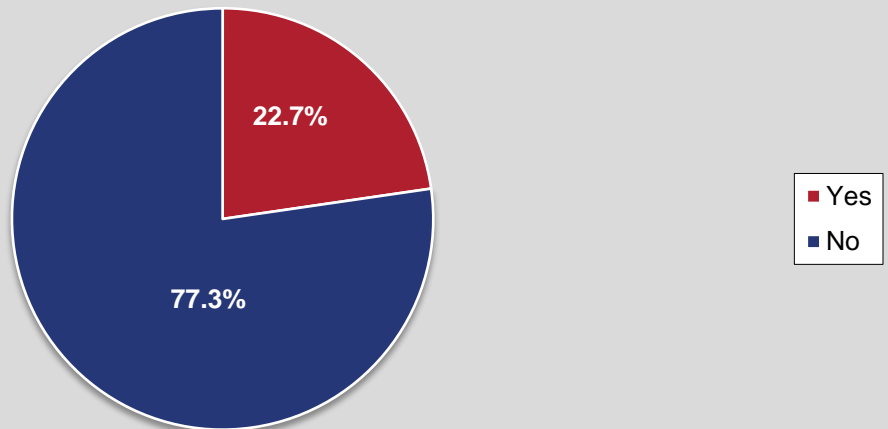
CLE Credit for Pro Bono Services – Individual

Have you applied to receive CLE credit for any pro bono legal services performed in 2014?



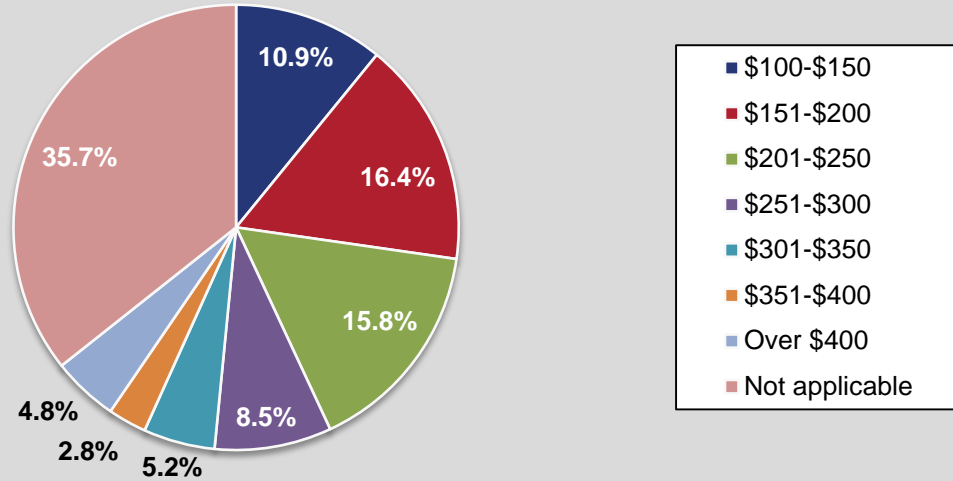
CLE Credit for Pro Bono Services – Reported by Representatives

Have any attorneys for whom you are reporting applied to receive CLE credit for any pro bono legal services performed in 2014?



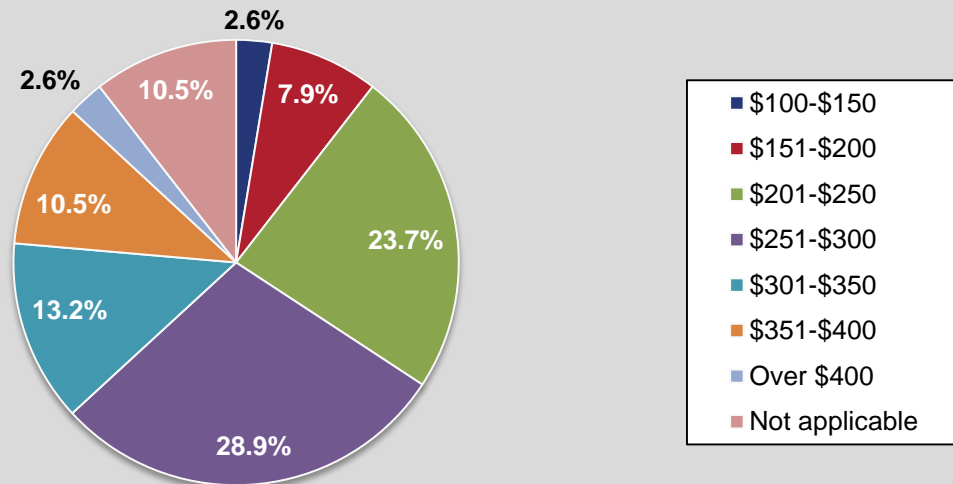
Average Hourly Billing Rates Reported by Individuals

C) What is your average hourly billing rate?



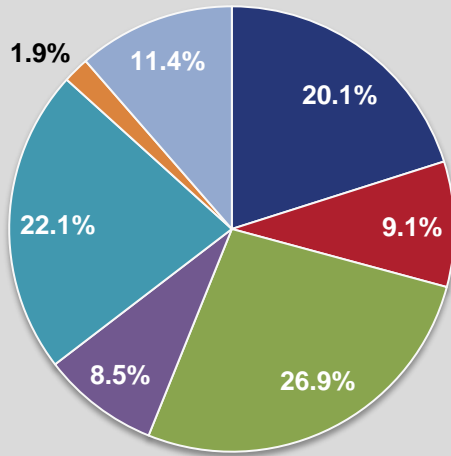
Average Hourly Billing Rates Reported by Representatives

C) What is the average hourly billing rate for attorneys in your firm (or office/branch), company, department or agency?



In What Part of the State Do You Live?

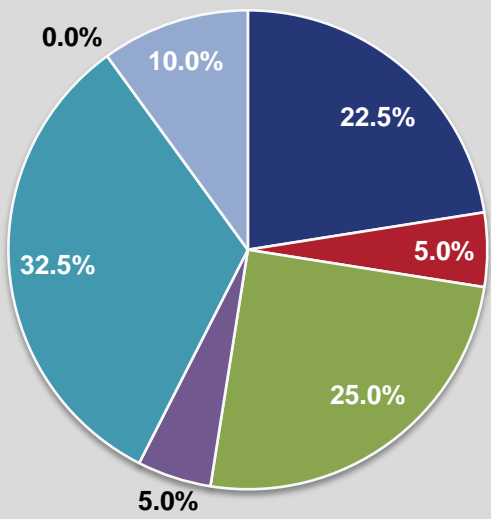
B) In what part of the state do you live?



- Southwest (Cincinnati/Dayton and surrounding counties)
- Northwest (Toledo and surrounding counties)
- Northeast (Cleveland and surrounding counties)
- Central Northeast (Akron/Canton/Youngstown and surrounding counties)
- Central (Columbus and surrounding counties)
- Southeast (Athens/Marietta and surrounding counties)
- I do not live in Ohio

In What Part of the State is Your Firm, Company, Department or Agency Located?

B) In what part of the state is your firm (or office/branch), company, department or agency situated?



- Southwest (Cincinnati/Dayton and surrounding counties)
- Northwest (Toledo and surrounding counties)
- Northeast (Cleveland and surrounding counties)
- Central Northeast (Akron/Canton/Youngstown and surrounding counties)
- Central (Columbus and surrounding counties)
- Southeast (Athens/Marietta and surrounding counties)
- Multiple Ohio offices/branches



REPORT TO THE SUPREME COURT OF OHIO
FROM THE OHIO LEGAL ASSISTANCE FOUNDATION

VOLUNTARY, ANONYMOUS PRO BONO REPORTING FOR
CALENDAR YEAR 2014

Conclusion

The efficacy of pro bono reporting mechanisms, as a data gathering tool and as a strategy for closing the justice gap by increasing the amount of pro bono legal services, continues to be debated. In Tennessee, for example, the Supreme Court declined to adopt a recommendation from its Access to Justice Commission to convert the voluntary pro bono reporting system to mandatory pro bono reporting with an administrative sanction for failing to report.⁷ In Indiana, however, the Supreme Court implemented mandatory pro bono reporting effective January 1, 2015, with no public disclosure of what is reported either individually or on a firm basis, described as using the “carrot” approach of encouraging pro bono work rather than the “stick” approach of public disclosure.⁸ In New York, the recent implementation of voluntary pro bono reporting opened deep divides within the legal community and prompted a study of voluntary and mandatory reporting systems in effect in other states.⁹ The Foundation is pleased to continue to support Ohio’s online opportunity to report pro bono legal services and charitable contributions to Ohio organizations providing legal services to persons of limited means as long as the Supreme Court of Ohio finds the process relevant to its goals of encouraging pro bono legal service by Ohio attorneys and advancing access to justice.

The Foundation notes that while the number of attorneys choosing to participate in voluntary pro bono reporting; the percentage of attorneys participating; and the number of hours of pro bono legal services reported all declined from the prior year, the average number of pro bono hours and the average charitable contribution to Ohio organizations providing legal services to persons of limited means both increased by over 20 percent. The anonymous nature of pro bono reporting in Ohio makes it impossible to assess with certainty the reasons for the decline in the number of attorneys choosing to participate. It may be related to confusion with the reporting process to obtain CLE credits for pro bono service, or it may be that attorneys made a choice to not allocate time to both reporting mechanisms.

The Foundation expresses its appreciation for the continuing courtesy and support of Susan B. Christoff, Esq., Director of the Attorney Services Division; Bret Crow, Director of Public Information Office; Jenna Gant, Public Information Specialist; and, Mark Dutton, Manager of Application Development.

⁷ [http://www.tsc.state.tn.us/sites/default/files/docs/order - sct_r9_sec 10.10 and 10.2_adm2014-02187 - 3-31-2015 .pdf](http://www.tsc.state.tn.us/sites/default/files/docs/order_-_sct_r9_sec_10.10_and_10.2_adm2014-02187_-_3-31-2015_.pdf)

⁸ <http://www.theindianalawyer.com/supreme-court-approves-requirement-for-attorneys-to-report-pro-bono-hours/PARAMS/article/35091>

⁹ <https://centerforprobono.wordpress.com/2014/04/23/when-families-fight-mandatory-reporting-of-pro-bono-hours-in-new-york/>



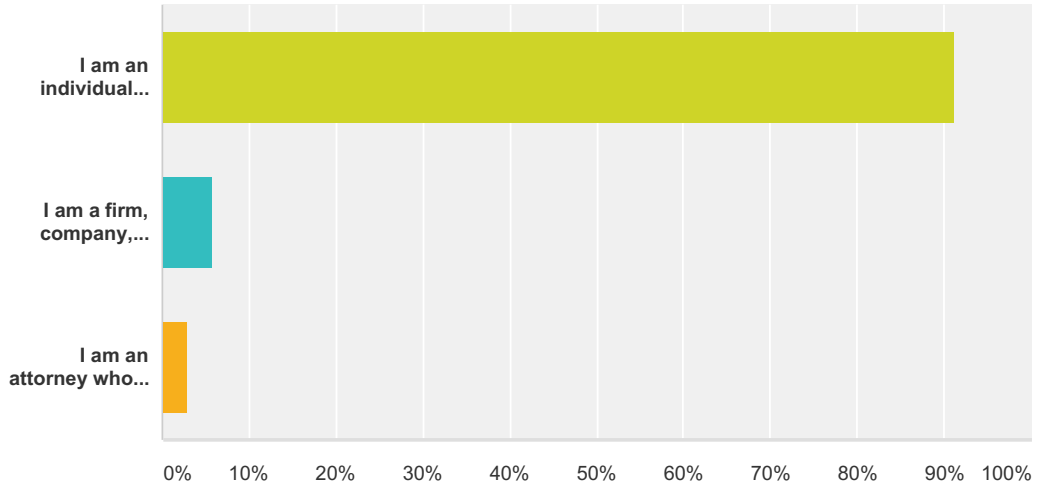
APPENDIX 1

Voluntary Pro Bono Reporting (Calendar Year 2014):
Summary of Pro Bono Reporting Results

Voluntary Pro Bono Reporting (Calendar Year 2014)

Q1 Please check the description that best describes who you are and what you are reporting. Choose only one.

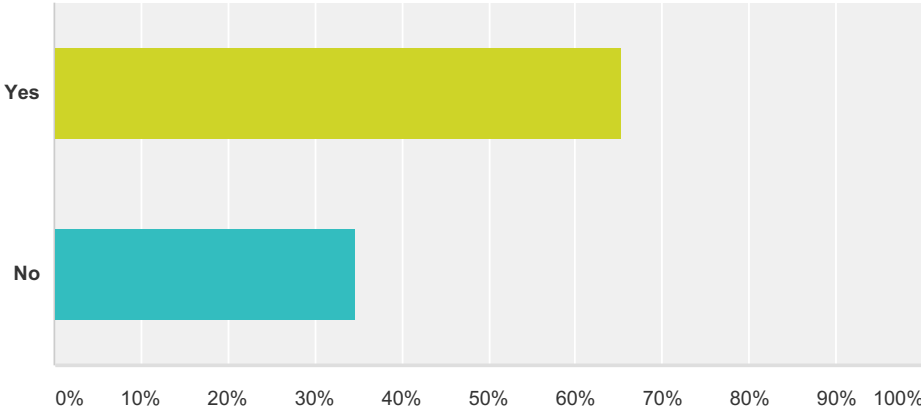
Answered: 1,097 Skipped: 0



Answer Choices	Responses
I am an individual attorney reporting pro bono hours and/or financial contributions to Ohio organizations that provide legal services to persons of limited means.	91.25% 1,001
I am a firm, company, department or agency representative reporting pro bono hours, and/or financial contributions to Ohio organizations that provide legal services to persons of limited means, on behalf of others or myself and others..	5.83% 64
I am an attorney whose pro bono hours are being reported by a representative, and I am reporting ONLY my financial contributions to Ohio organizations that provide legal services to persons of limited means.	2.92% 32
Total	1,097

Q2 Did you provide hours of "pro bono legal services" in the state of Ohio during calendar year 2014?

Answered: 985 Skipped: 112



Answer Choices	Responses	
Yes	65.28%	643
No	34.72%	342
Total		985

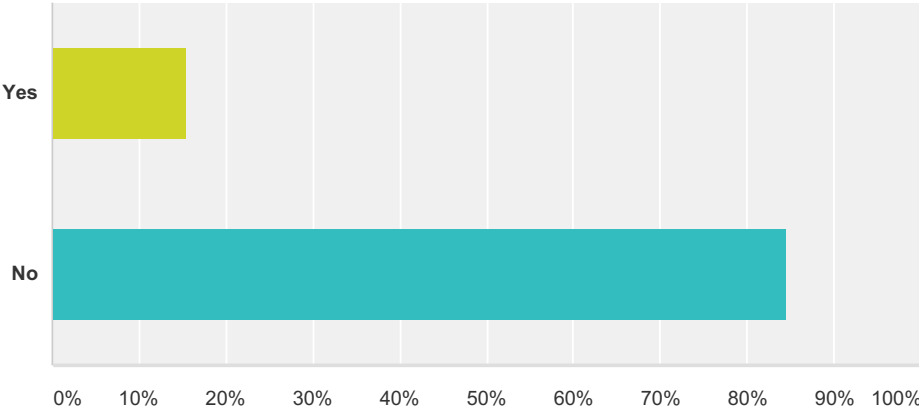
Voluntary Pro Bono Reporting (Calendar Year 2014)

Q3 A) Please enter the number of hours of pro bono legal services provided during calendar year 2014 in the state of Ohio. While an exact answer is preferred, a good faith estimate may be used to answer this question.

Answered: 626 Skipped: 471

Q4 Have you applied to receive CLE credit for any pro bono legal services performed in 2014?

Answered: 626 Skipped: 471

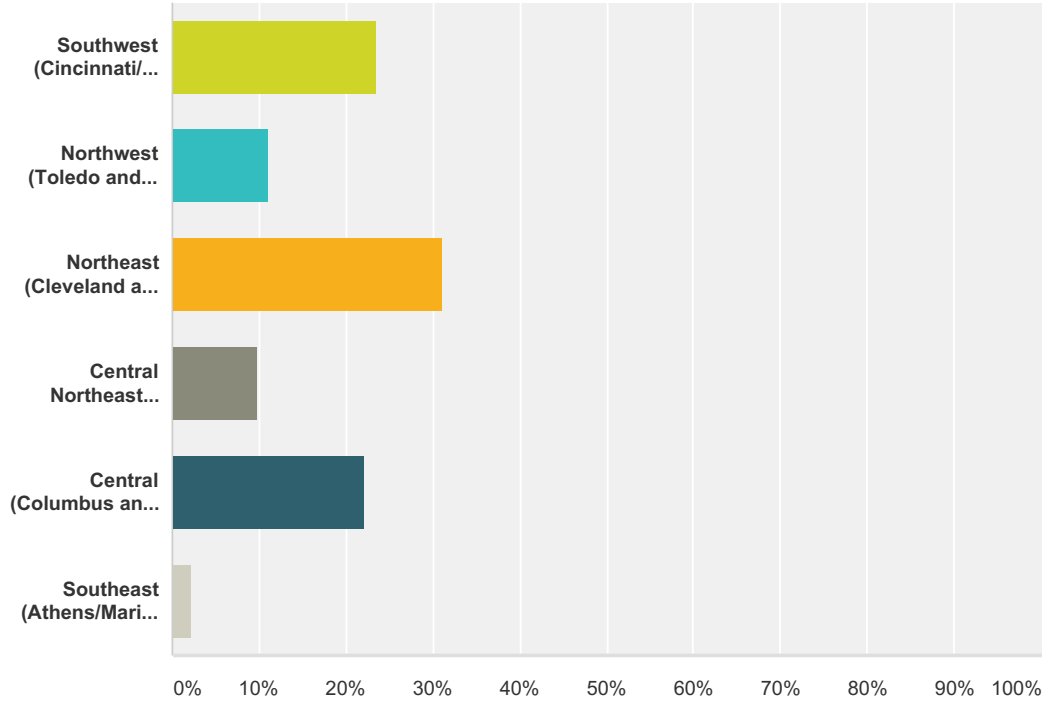


Answer Choices	Responses
Yes	15.50% 97
No	84.50% 529
Total	626

Voluntary Pro Bono Reporting (Calendar Year 2014)

Q5 B) In what part of the state did you provide all or most of your pro bono legal services?

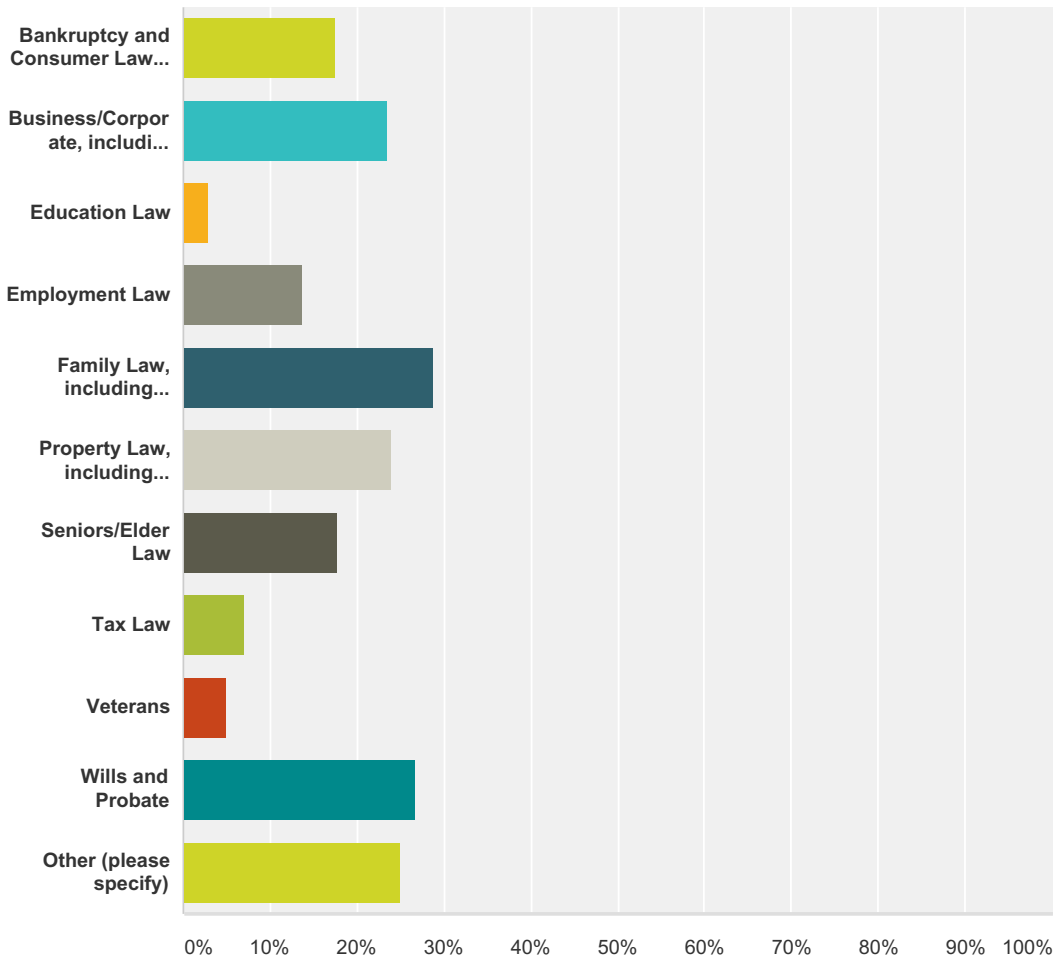
Answered: 626 Skipped: 471



Answer Choices	Responses
Southwest (Cincinnati/Dayton and surrounding counties)	23.64% 148
Northwest (Toledo and surrounding counties)	11.02% 69
Northeast (Cleveland and surrounding counties)	31.15% 195
Central Northeast (Akron/Canton/Youngstown and surrounding counties)	9.90% 62
Central (Columbus and surrounding counties)	22.04% 138
Southeast (Athens/Marietta and surrounding counties)	2.24% 14
Total	626

Q6 A) In what practice area(s) did you provide pro bono legal services? Select all that apply. Use the "other" category only for specific areas that do not fall within the general categories listed below, e.g., patent or immigration.

Answered: 612 Skipped: 485



Answer Choices	Responses
Bankruptcy and Consumer Law, including Collections	17.48% 107
Business/Corporate, including Non Profit Representation*	23.69% 145
Education Law	2.94% 18
Employment Law	13.73% 84
Family Law, including Domestic Violence	28.76% 176
Property Law, including Foreclosure and Landlord/Tenant	24.02% 147

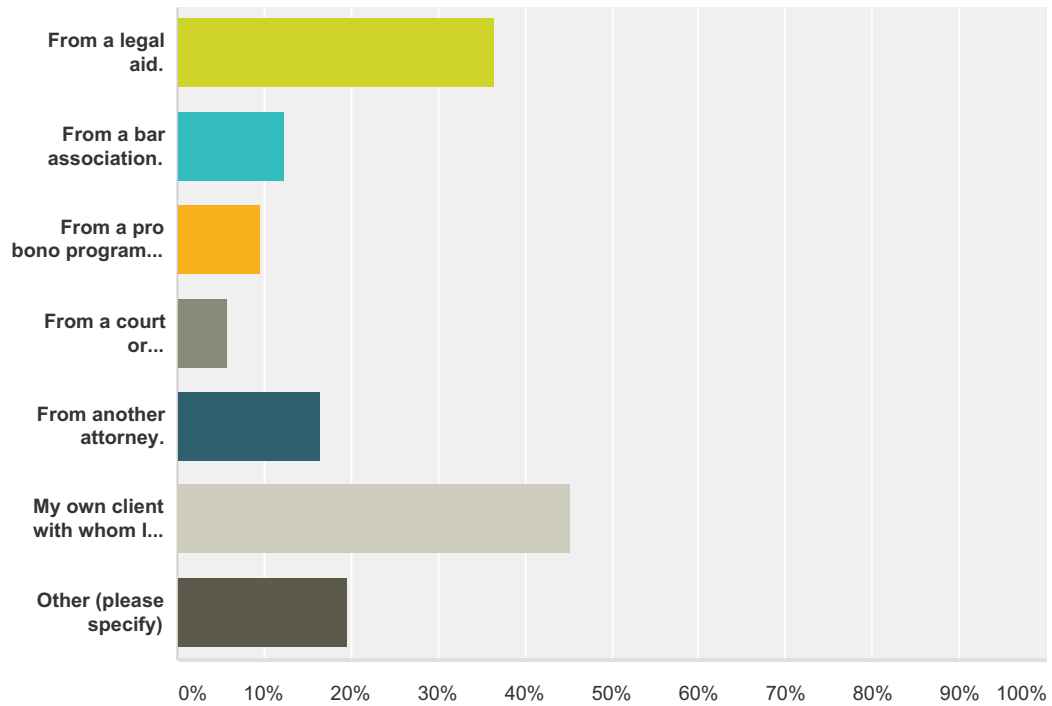
Voluntary Pro Bono Reporting (Calendar Year 2014)

Seniors/Elder Law	17.65%	108
Tax Law	7.03%	43
Veterans	5.07%	31
Wills and Probate	26.80%	164
Other (please specify)	25.00%	153
Total Respondents: 612		

Voluntary Pro Bono Reporting (Calendar Year 2014)

Q7 B) From what source(s) did you receive the case(s) or matter(s) for which you provided pro bono legal services? Select all that apply. Use the "other" category only for the few specific referral sources that do not fit within the broad categories listed below.

Answered: 610 Skipped: 487



Answer Choices	Responses
From a legal aid.	36.56% 223
From a bar association.	12.30% 75
From a pro bono program not affiliated with a bar association or legal aid.	9.51% 58
From a court or court-sponsored program.	5.90% 36
From another attorney.	16.39% 100
My own client with whom I agreed to represent pro bono at the START of representation.	45.25% 276
Other (please specify)	19.67% 120
Total Respondents: 610	

Q8 A) Please enter the number of hours of pro bono legal services provided during calendar year 2014 in the state of Ohio by attorneys in the firm (or office/branch), company, department or agency for whom you are reporting. While an exact answer is preferred, a good faith estimate may be used to answer this question.

Answered: 44 Skipped: 1,053

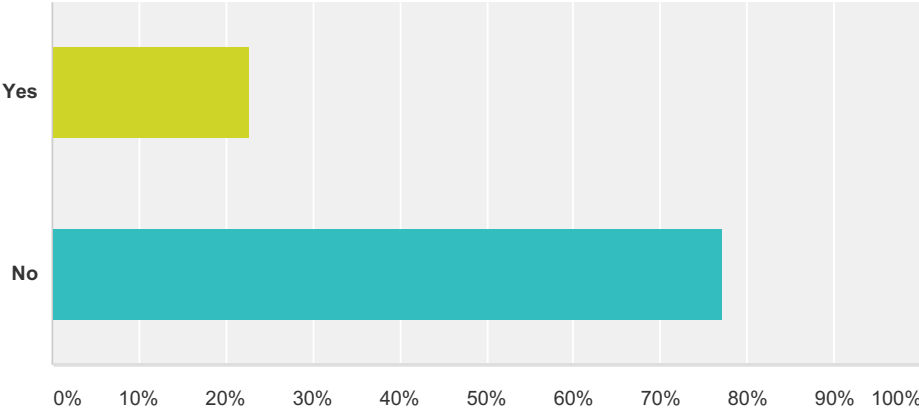
Voluntary Pro Bono Reporting (Calendar Year 2014)

Q9 Please enter the number of attorneys in your firm (or office/branch), company, department or agency for whom you are reporting.

Answered: 44 Skipped: 1,053

Q10 Have any attorneys for whom you are reporting applied to receive CLE credit for any pro bono legal services performed in 2014?

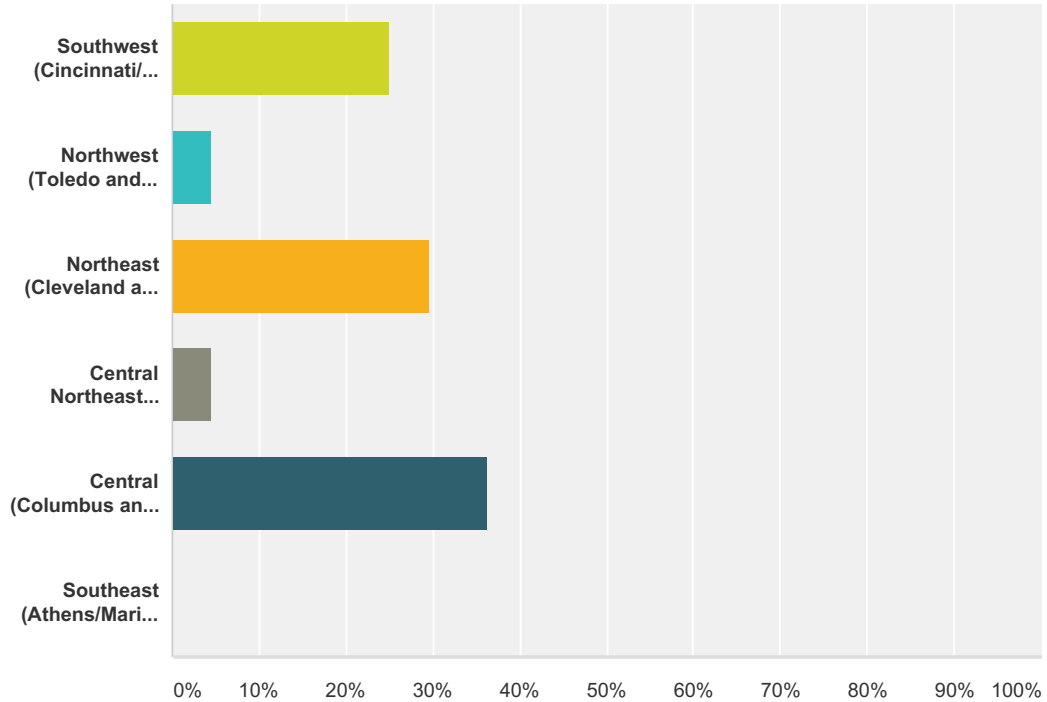
Answered: 44 Skipped: 1,053



Answer Choices	Responses
Yes	22.73% 10
No	77.27% 34
Total	44

Q11 B) In what part of the state did your firm (or office/branch), company, department or agency provide all or most of its pro bono legal services?

Answered: 44 Skipped: 1,053

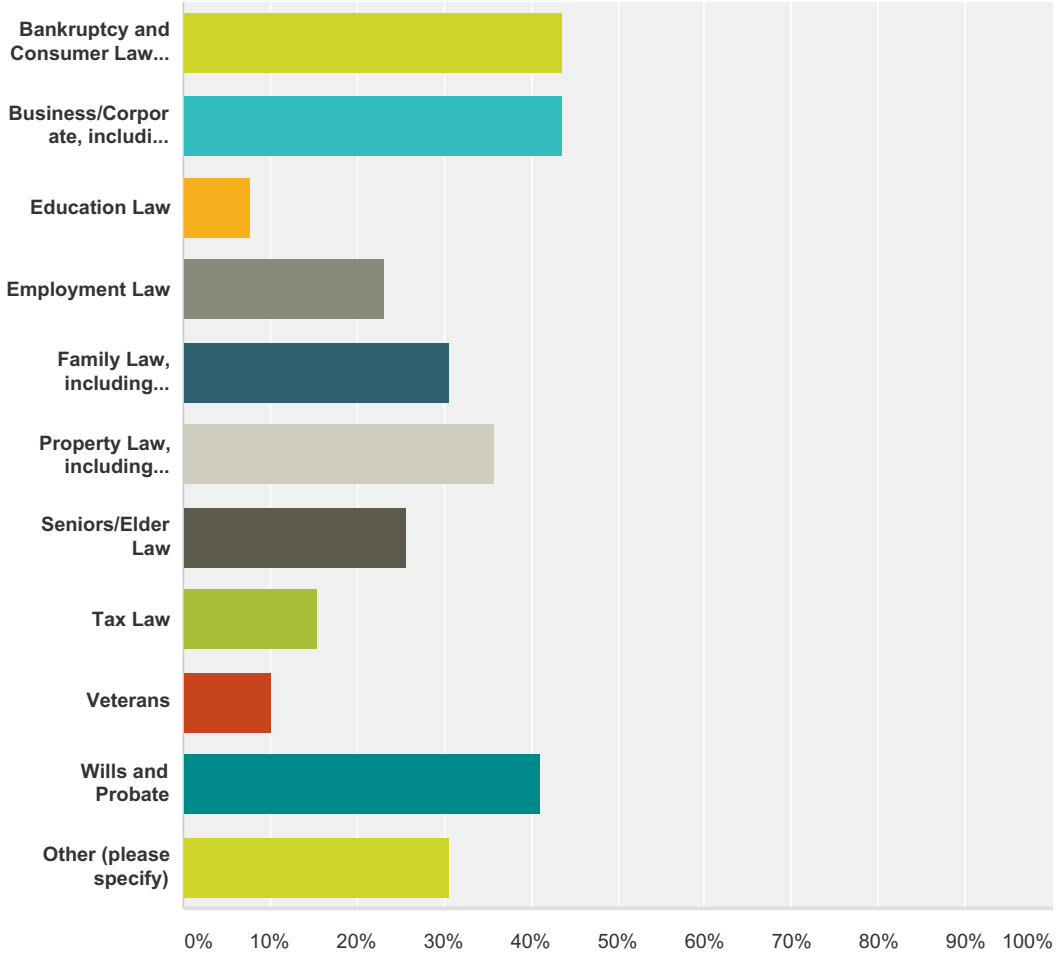


Answer Choices	Responses
Southwest (Cincinnati/Dayton and surrounding counties)	25.00% 11
Northwest (Toledo and surrounding counties)	4.55% 2
Northeast (Cleveland and surrounding counties)	29.55% 13
Central Northeast (Akron/Canton/Youngstown and surrounding counties)	4.55% 2
Central (Columbus and surrounding counties)	36.36% 16
Southeast (Athens/Marietta and surrounding counties)	0.00% 0
Total	44

Voluntary Pro Bono Reporting (Calendar Year 2014)

Q12 A) In what practice area(s) did your firm (or office/branch), company, department or agency provide pro bono legal services? Select all that apply. Use the "other" category only for specific areas that do not fall within the general categories listed below, e.g., patent or immigration.

Answered: 39 Skipped: 1,058



Answer Choices	Responses
Bankruptcy and Consumer Law, including Collections	43.59% 17
Business/Corporate, including Non Profit Representation*	43.59% 17
Education Law	7.69% 3
Employment Law	23.08% 9
Family Law, including Domestic Violence	30.77% 12
Property Law, including Foreclosure and Landlord/Tenant	35.90% 14

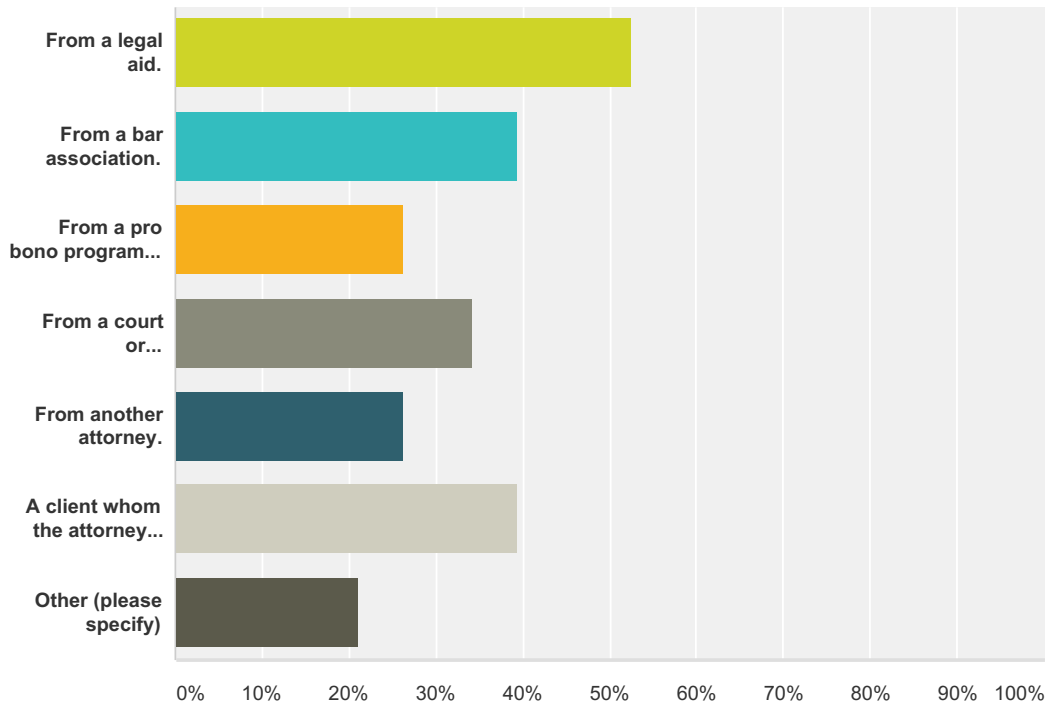
Voluntary Pro Bono Reporting (Calendar Year 2014)

Seniors/Elder Law	25.64%	10
Tax Law	15.38%	6
Veterans	10.26%	4
Wills and Probate	41.03%	16
Other (please specify)	30.77%	12
Total Respondents: 39		

Voluntary Pro Bono Reporting (Calendar Year 2014)

Q13 B) From what source(s) did your firm (or office/branch), company, department or agency receive the case(s) or matter(s) for which it provided pro bono legal services? Select all that apply. Use the "other" category only for the few specific referral sources that do not fit within the broad categories listed below.

Answered: 38 Skipped: 1,059

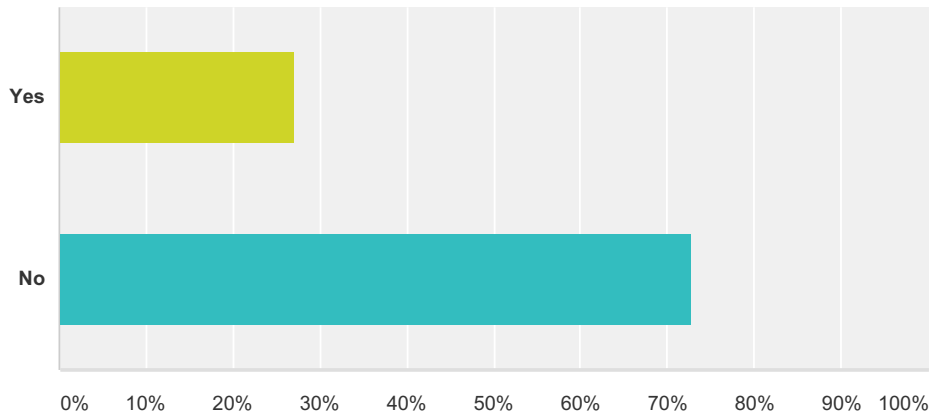


Answer Choices	Responses
From a legal aid.	52.63% 20
From a bar association.	39.47% 15
From a pro bono program not affiliated with a bar association or legal aid.	26.32% 10
From a court or court-sponsored program.	34.21% 13
From another attorney.	26.32% 10
A client whom the attorney agreed to represent pro bono at the START of representation.	39.47% 15
Other (please specify)	21.05% 8
Total Respondents: 38	

Voluntary Pro Bono Reporting (Calendar Year 2014)

Q14 For calendar year 2014, did you make any financial contributions to Ohio organizations that provide legal services to persons of limited means? Law firm equity partners may report a pro rata share of law firm contributions to Ohio organizations that provide legal services to persons of limited means.

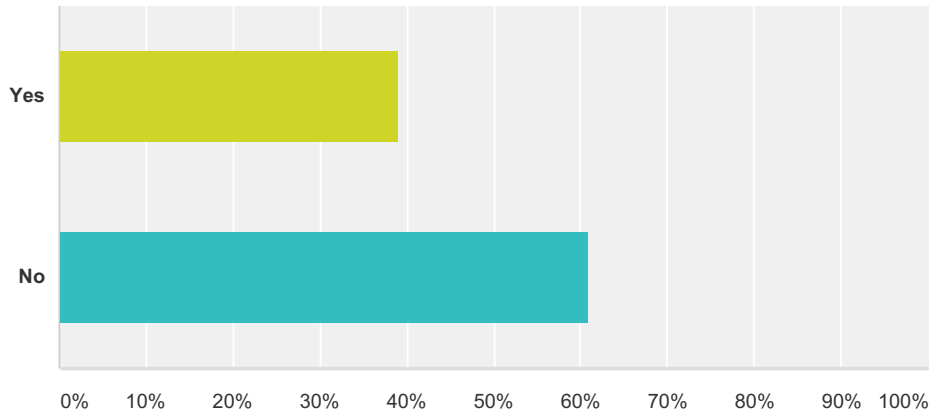
Answered: 979 Skipped: 118



Answer Choices	Responses
Yes	27.17% 266
No	72.83% 713
Total	979

Q15 For calendar year 2014, did members of your firm (or office/branch), company, department or agency for whom you are reporting make financial contributions to Ohio organizations that provide legal services to persons of limited means? Law firm equity partners may report a pro rata share of law firm contributions to Ohio organizations that provide legal services to persons of limited means. Pro rata shares reported by law firm representatives should not duplicate contributions reported individually by law firm equity partners.

Answered: 41 Skipped: 1,056



Answer Choices	Responses	
Yes	39.02%	16
No	60.98%	25
Total		41

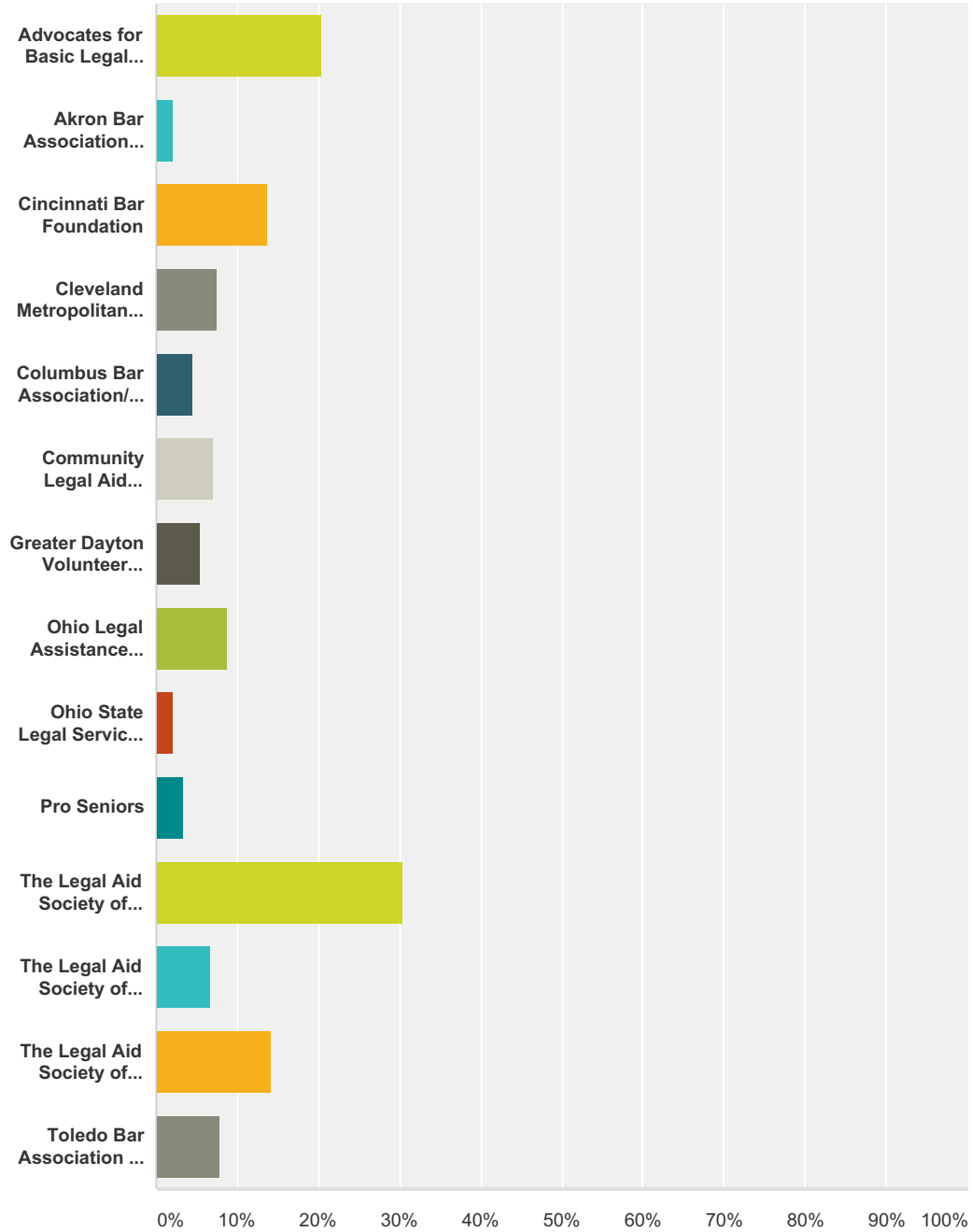
Q16 A) Please enter below the total dollar amount of financial contributions made in calendar year 2014 to Ohio organizations that provide legal services to persons of limited means. Enter only contributions made to Ohio organizations that provide legal services to persons of limited means, not other charitable contributions. Enter 1000 for \$1,000.00.

Answered: 265 Skipped: 832

Voluntary Pro Bono Reporting (Calendar Year 2014)

**Q17 B) To which organization(s) that provide legal services to persons of limited means did you make a financial contribution during calendar year 2014?
Check all that apply.**

Answered: 240 Skipped: 857



Answer Choices	Responses
Advocates for Basic Legal Equality/Legal Aid of Western Ohio	20.42% 49

Voluntary Pro Bono Reporting (Calendar Year 2014)

Akron Bar Association Foundation	2.08%	5
Cincinnati Bar Foundation	13.75%	33
Cleveland Metropolitan Bar Foundation	7.50%	18
Columbus Bar Association/Foundation - Lawyers for Justice	4.58%	11
Community Legal Aid Services	7.08%	17
Greater Dayton Volunteer Lawyers Project	5.42%	13
Ohio Legal Assistance Foundation	8.75%	21
Ohio State Legal Services Association/Southeastern Ohio Legal Services/Ohio Poverty Law Center	2.08%	5
Pro Seniors	3.33%	8
The Legal Aid Society of Cleveland	30.42%	73
The Legal Aid Society of Columbus	6.67%	16
The Legal Aid Society of Greater Cincinnati/Legal Aid Society of Southwest Ohio/Volunteer Lawyers Project	14.17%	34
Toledo Bar Association Pro Bono Program	7.92%	19
Total Respondents: 240		

Voluntary Pro Bono Reporting (Calendar Year 2014)

Q18 A) Please enter below the total dollar amount of financial contributions made by your firm (or office/branch), company, department or agency, and/or attorneys for whom you are reporting, in calendar year 2014, to Ohio organizations that provide legal services to persons of limited means. Enter only contributions made to Ohio organizations that provide legal services to persons of limited means, not other charitable organizations. By example, enter 1000 for \$1,000.00.

Answered: 16 Skipped: 1,081

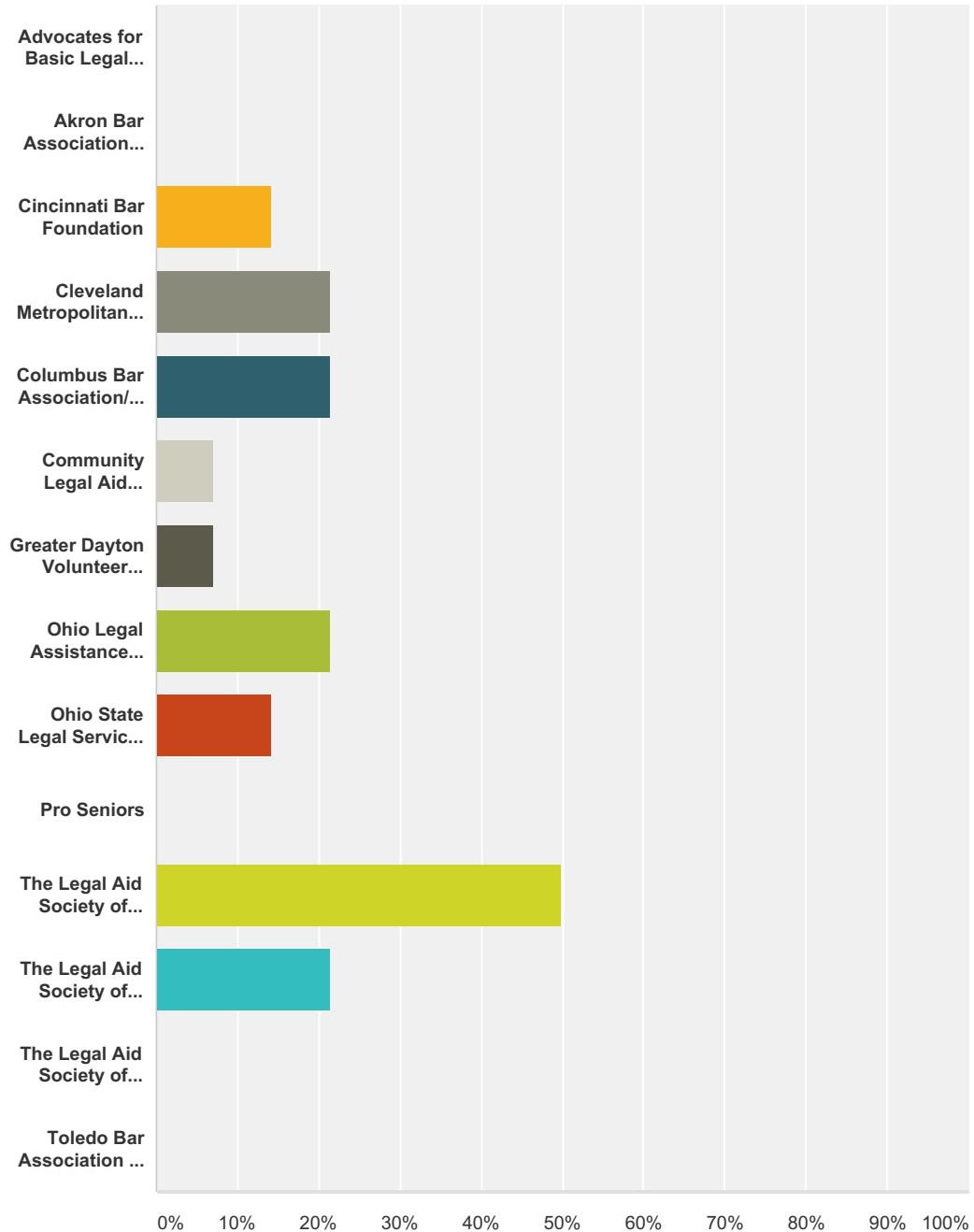
Q19 Please enter the number of attorneys in your firm (or office/branch), company, department or agency for whom you are reporting.

Answered: 16 Skipped: 1,081

Voluntary Pro Bono Reporting (Calendar Year 2014)

Q20 B) To which organization(s) that provide legal services to persons of limited means did your firm (or office/branch), company, department, agency, or attorneys for whom you are reporting make a financial contribution during calendar year 2014? Check all that apply.

Answered: 14 Skipped: 1,083



Answer Choices	Responses
----------------	-----------

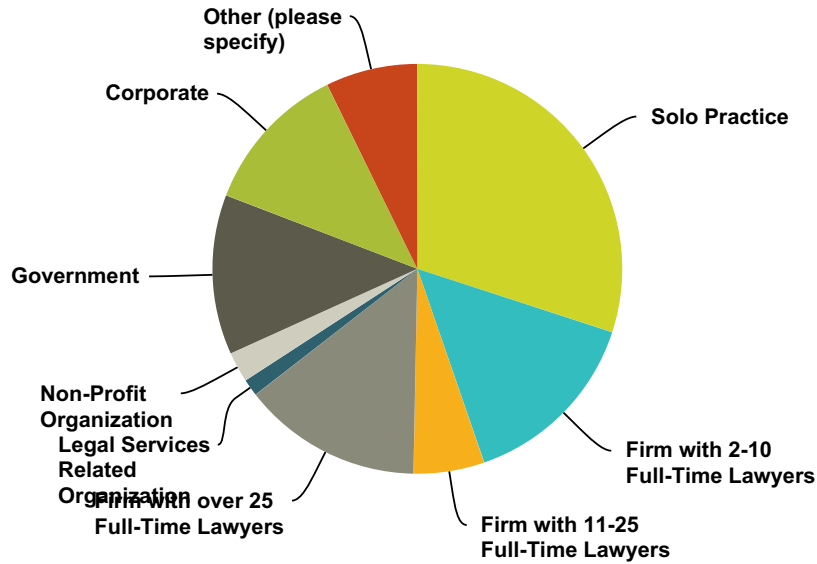
Voluntary Pro Bono Reporting (Calendar Year 2014)

Advocates for Basic Legal Equality/Legal Aid of Western Ohio	0.00%	0
Akron Bar Association Foundation	0.00%	0
Cincinnati Bar Foundation	14.29%	2
Cleveland Metropolitan Bar Foundation	21.43%	3
Columbus Bar Association/Foundation - Lawyers for Justice	21.43%	3
Community Legal Aid Services	7.14%	1
Greater Dayton Volunteer Lawyers Project	7.14%	1
Ohio Legal Assistance Foundation	21.43%	3
Ohio State Legal Services Association/Southeastern Ohio Legal Services/Ohio Poverty Law Center	14.29%	2
Pro Seniors	0.00%	0
The Legal Aid Society of Cleveland	50.00%	7
The Legal Aid Society of Columbus	21.43%	3
The Legal Aid Society of Greater Cincinnati/Legal Aid Society of Southwest Ohio/Volunteer Lawyers Project	0.00%	0
Toledo Bar Association Pro Bono Program	0.00%	0
Total Respondents: 14		

Voluntary Pro Bono Reporting (Calendar Year 2014)

Q21 A) Do you work for/in a:

Answered: 966 Skipped: 131

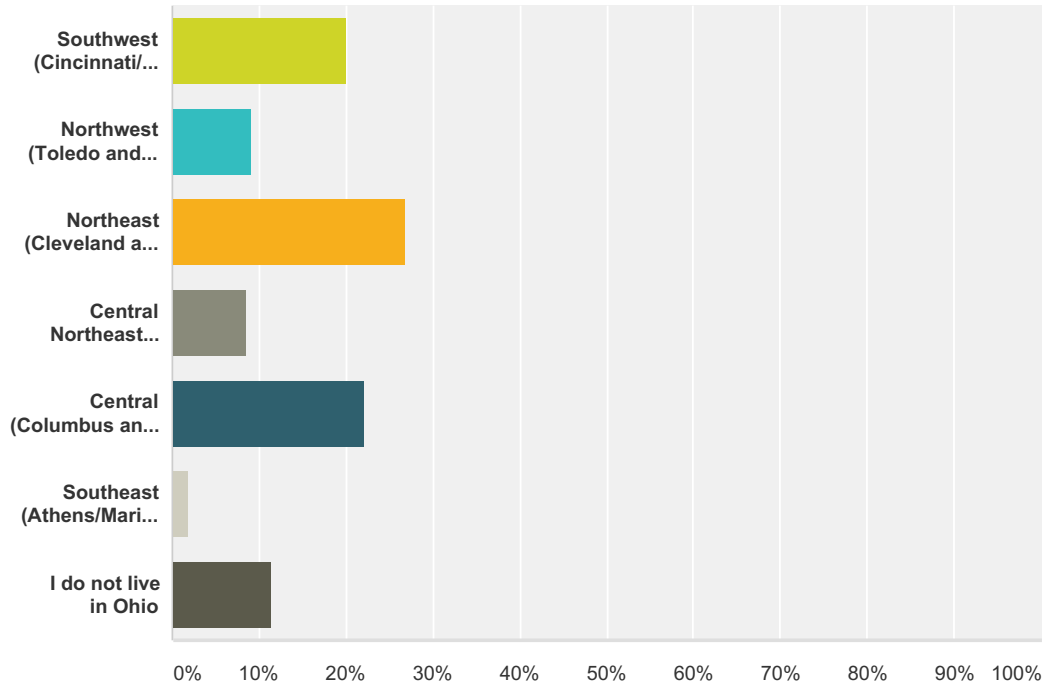


Answer Choices	Responses	
Solo Practice	30.02%	290
Firm with 2-10 Full-Time Lawyers	14.70%	142
Firm with 11-25 Full-Time Lawyers	5.59%	54
Firm with over 25 Full-Time Lawyers	14.18%	137
Legal Services Related Organization	1.35%	13
Non-Profit Organization	2.38%	23
Government	12.63%	122
Corporate	11.90%	115
Other (please specify)	7.25%	70
Total		966

Voluntary Pro Bono Reporting (Calendar Year 2014)

Q22 B) In what part of the state do you live?

Answered: 965 Skipped: 132

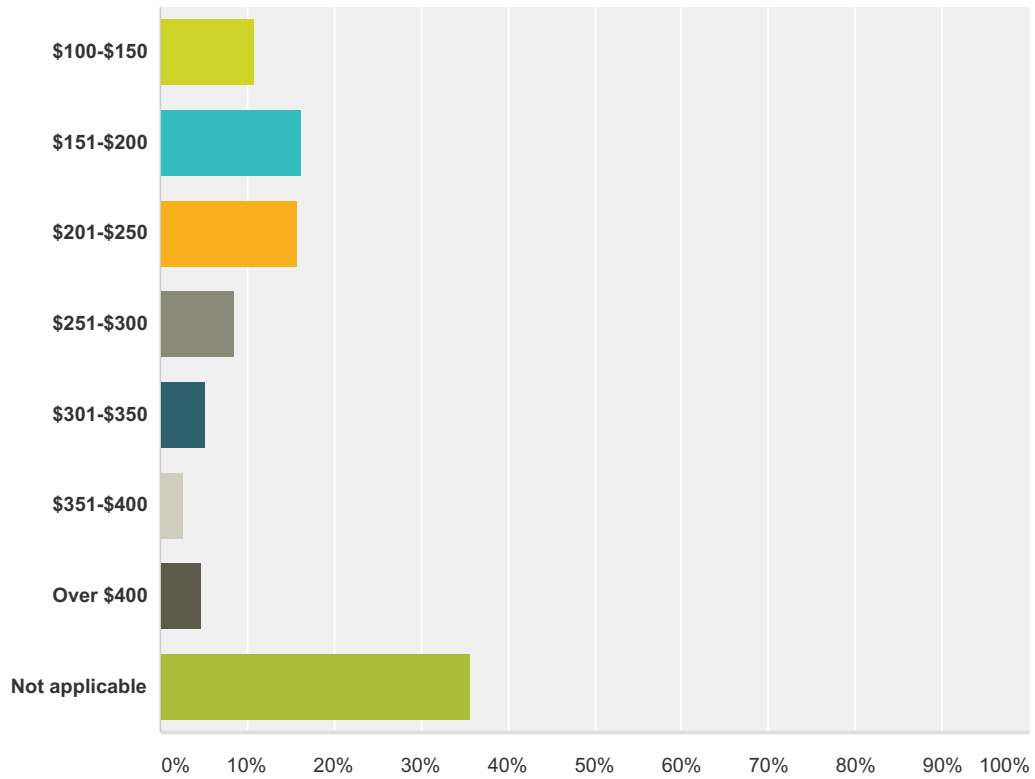


Answer Choices	Responses
Southwest (Cincinnati/Dayton and surrounding counties)	20.10% 194
Northwest (Toledo and surrounding counties)	9.12% 88
Northeast (Cleveland and surrounding counties)	26.94% 260
Central Northeast (Akron/Canton/Youngstown and surrounding counties)	8.50% 82
Central (Columbus and surrounding counties)	22.07% 213
Southeast (Athens/Marietta and surrounding counties)	1.87% 18
I do not live in Ohio	11.40% 110
Total	965

Voluntary Pro Bono Reporting (Calendar Year 2014)

Q23 C) What is your average hourly billing rate?

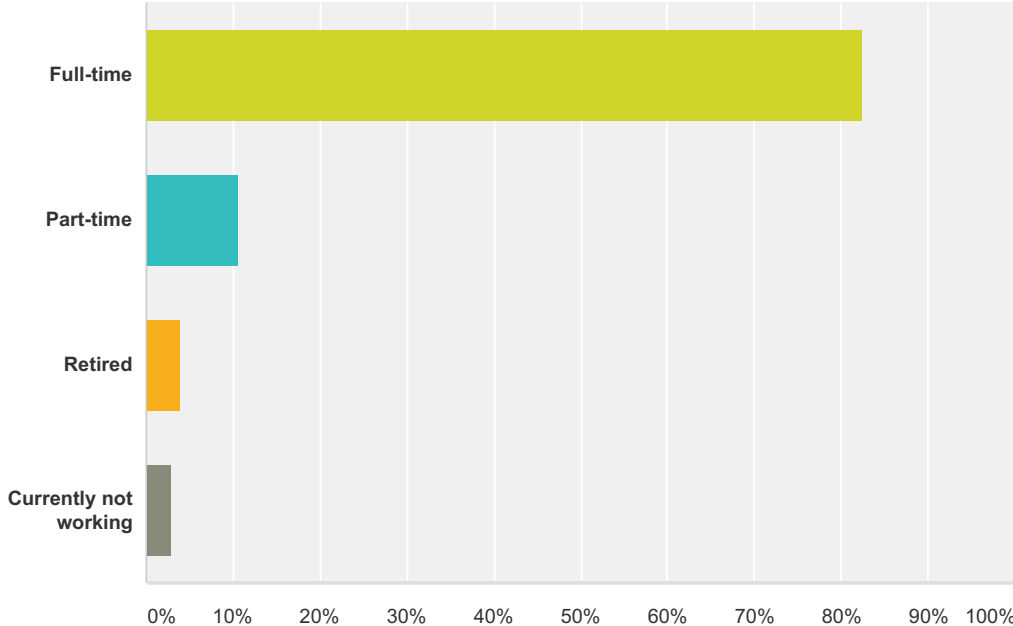
Answered: 966 Skipped: 131



Answer Choices	Responses
\$100-\$150	10.87% 105
\$151-\$200	16.36% 158
\$201-\$250	15.84% 153
\$251-\$300	8.49% 82
\$301-\$350	5.18% 50
\$351-\$400	2.80% 27
Over \$400	4.76% 46
Not applicable	35.71% 345
Total	966

Q24 D) Work Status?

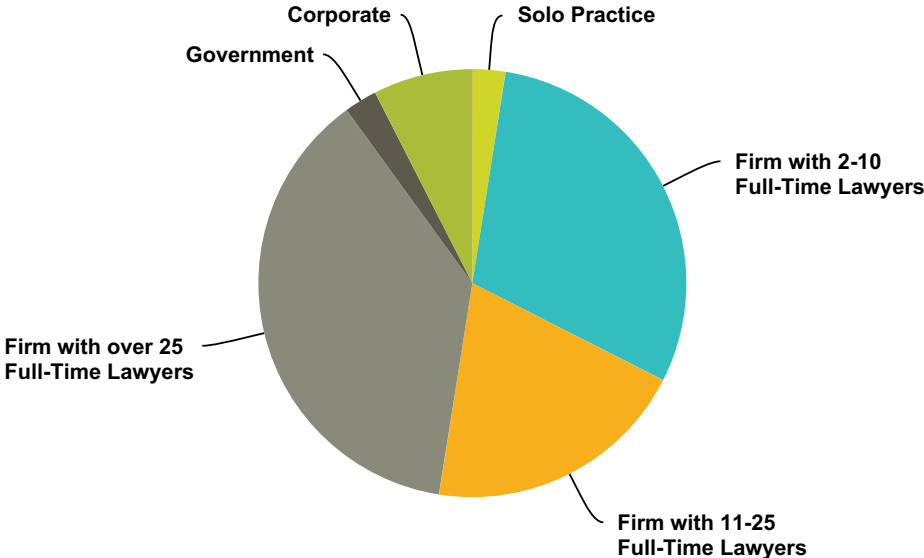
Answered: 965 Skipped: 132



Answer Choices	Responses	Count
Full-time	82.38%	795
Part-time	10.67%	103
Retired	4.04%	39
Currently not working	2.90%	28
Total		965

Q25 A) Do you work for/in a:

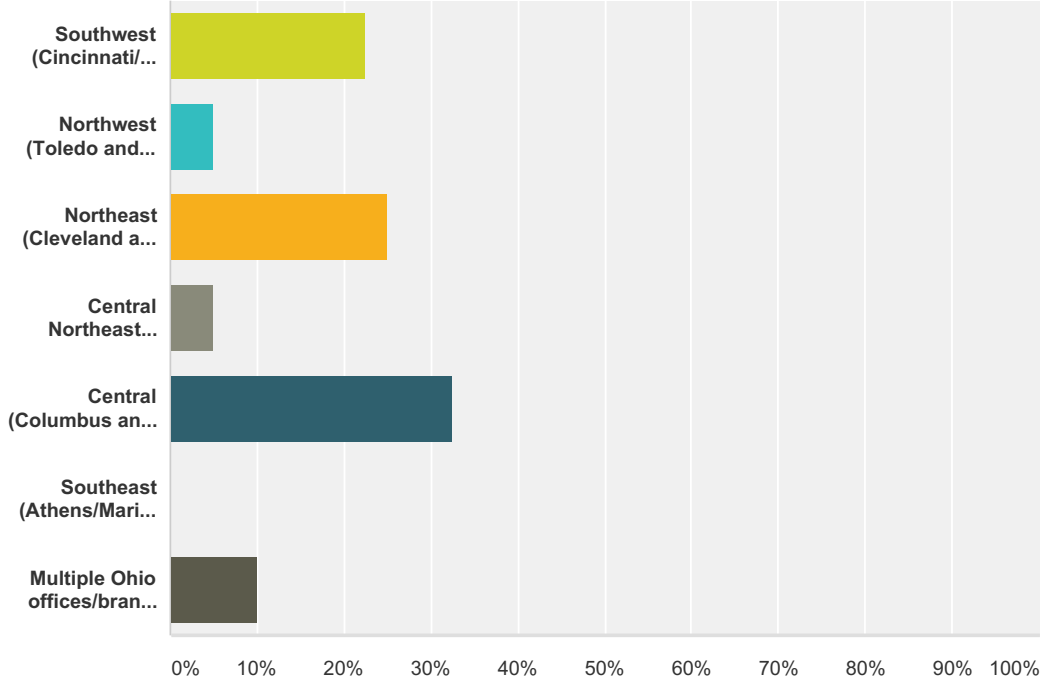
Answered: 40 Skipped: 1,057



Answer Choices	Responses	
Solo Practice	2.50%	1
Firm with 2-10 Full-Time Lawyers	30.00%	12
Firm with 11-25 Full-Time Lawyers	20.00%	8
Firm with over 25 Full-Time Lawyers	37.50%	15
Legal Services Related Organization	0.00%	0
Non-Profit Organization	0.00%	0
Government	2.50%	1
Corporate	7.50%	3
Other (please specify)	0.00%	0
Total		40

Q26 B) In what part of the state is your firm (or office/branch), company, department or agency situated?

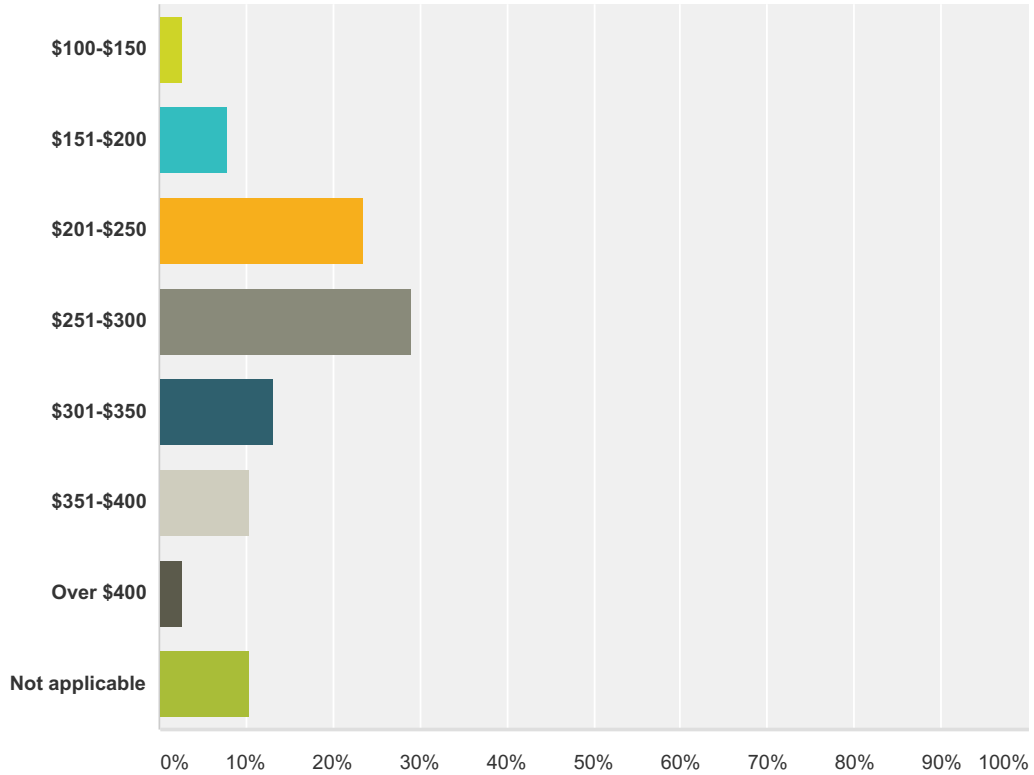
Answered: 40 Skipped: 1,057



Answer Choices	Responses
Southwest (Cincinnati/Dayton and surrounding counties)	22.50% 9
Northwest (Toledo and surrounding counties)	5.00% 2
Northeast (Cleveland and surrounding counties)	25.00% 10
Central Northeast (Akron/Canton/Youngstown and surrounding counties)	5.00% 2
Central (Columbus and surrounding counties)	32.50% 13
Southeast (Athens/Marietta and surrounding counties)	0.00% 0
Multiple Ohio offices/branches	10.00% 4
Total	40

Q27 C) What is the average hourly billing rate for attorneys in your firm (or office/branch), company, department or agency?

Answered: 38 Skipped: 1,059



Answer Choices	Responses
\$100-\$150	2.63% 1
\$151-\$200	7.89% 3
\$201-\$250	23.68% 9
\$251-\$300	28.95% 11
\$301-\$350	13.16% 5
\$351-\$400	10.53% 4
Over \$400	2.63% 1
Not applicable	10.53% 4
Total	38